

# 50 Paired Lessons That Turn Writing Craft Work Into Powerful Genre Reading

This article presents 50 paired lessons that teachers can use to help students develop their writing and reading skills. Each lesson pairs a writing craft lesson with a reading lesson from the same genre, allowing students to apply the writing skills they are learning to their reading of real texts.



## Writers Read Better: Nonfiction: 50+ Paired Lessons That Turn Writing Craft Work Into Powerful Genre Reading (Corwin Literacy) by Denys Geel

★★★★☆ 4.4 out of 5

Language : English  
File size : 5697 KB  
Text-to-Speech : Enabled  
Screen Reader : Supported  
Enhanced typesetting : Enabled  
Word Wise : Enabled  
Print length : 247 pages



The lessons are organized into five genres: narrative, expository, persuasive, poetry, and drama. Each genre section begins with a brief overview of the genre and its key features. The writing craft lesson for each genre focuses on a specific writing skill that is essential for success in that genre. The reading lesson for each genre pairs the writing skill with a reading selection from the same genre, allowing students to see how the writing skill is used in a real text.

These paired lessons are a valuable resource for teachers who want to help their students develop their writing and reading skills. The lessons are easy to implement and can be adapted to meet the needs of any classroom. They are also a great way to engage students in the learning process and to help them see the connections between writing and reading.

## **Lesson 1: Narrative**

### **Writing Craft Lesson: Developing Character**

This lesson focuses on teaching students how to develop complex and believable characters. Students will learn how to create characters with unique personalities, motivations, and conflicts. They will also learn how to use characterization to drive the plot of a story.

### **Reading Lesson: Reading for Characterization**

This lesson pairs the writing craft lesson on developing character with a reading selection from a narrative text. Students will read the selection and identify the main characters. They will then analyze the characters' personalities, motivations, and conflicts. Finally, they will discuss how the characterization contributes to the plot of the story.

## **Lesson 2: Expository**

### **Writing Craft Lesson: Organizing Information**

This lesson focuses on teaching students how to organize information in a clear and logical way. Students will learn how to use different organizational patterns, such as chronological order, comparison and contrast, and cause and effect. They will also learn how to use transitions to connect ideas and make their writing flow smoothly.

## **Reading Lesson: Reading for Organization**

This lesson pairs the writing craft lesson on organizing information with a reading selection from an expository text. Students will read the selection and identify the main ideas and supporting details. They will then analyze how the author organizes the information and uses transitions to connect ideas.

## **Lesson 3: Persuasive**

### **Writing Craft Lesson: Using Persuasive Techniques**

This lesson focuses on teaching students how to use persuasive techniques to write effective arguments. Students will learn how to use evidence to support their claims, how to anticipate and rebut counterarguments, and how to use persuasive language to appeal to their audience.

### **Reading Lesson: Reading for Persuasion**

This lesson pairs the writing craft lesson on using persuasive techniques with a reading selection from a persuasive text. Students will read the selection and identify the author's main argument. They will then analyze how the author uses evidence, anticipates and rebuts counterarguments, and uses persuasive language to appeal to their audience.

## **Lesson 4: Poetry**

### **Writing Craft Lesson: Using Poetic Devices**

This lesson focuses on teaching students how to use poetic devices to create poems that are both meaningful and expressive. Students will learn how to use figurative language, such as metaphors, similes, and

personification. They will also learn how to use rhythm and rhyme to create poems that are musical and pleasing to the ear.

### **Reading Lesson: Reading for Poetic Devices**

This lesson pairs the writing craft lesson on using poetic devices with a reading selection from a poem. Students will read the poem and identify the poetic devices that the poet uses. They will then analyze how the poetic devices contribute to the meaning and tone of the poem.

## **Lesson 5: Drama**

### **Writing Craft Lesson: Developing Dialogue**

This lesson focuses on teaching students how to write dialogue that is natural, believable, and engaging. Students will learn how to create characters with distinct voices and how to write dialogue that advances the plot and reveals character.

### **Reading Lesson: Reading for Dialogue**


This lesson pairs the writing craft lesson on developing dialogue with a reading selection from a play. Students will read the selection and identify the main characters and their relationships. They will then analyze how the dialogue reveals character and advances the plot.

These are just a few examples of the 50 paired lessons that are included in this article. These lessons provide a valuable resource for teachers who want to help their students develop their writing and reading skills. The lessons are easy to implement and can be adapted to meet the needs of any classroom. They are also a great way to engage students in the

learning process and to help them see the connections between writing and reading.

In addition to the lesson plans, this article also includes a number of helpful resources, including writing prompts, rubrics, and assessment tools. These resources can help teachers to assess student learning and to provide feedback that is specific and helpful.

I hope that you find this article to be a valuable resource in your teaching. Please feel free to use the lessons and resources in this article to help your students develop their writing and reading skills.




## Writers Read Better: Nonfiction: 50+ Paired Lessons That Turn Writing Craft Work Into Powerful Genre Reading (Corwin Literacy) by Denys Geel

★★★★☆ 4.4 out of 5


Language : English  
File size : 5697 KB  
Text-to-Speech : Enabled  
Screen Reader : Supported  
Enhanced typesetting : Enabled  
Word Wise : Enabled  
Print length : 247 pages





## Once Upon a Time: A Journey Through Enchanting Realms and Timeless Tales

Once Upon a Time, ABC's beloved fantasy adventure series, invites you to embark on a captivating journey through...



## Tutoring the Player Campus Wallflowers: A Comprehensive Guide to Helping Struggling Students Succeed

College campuses are often filled with students who are eager to learn and succeed. However, there are also a significant number of students who...