


Fantastic Projects to Build with LEGO Blocks You Already Have

LEGO blocks are one of the most versatile toys ever created. They can be used to build anything from simple structures to complex models. And the best part is, you don't need to buy any new blocks to get started. With a little creativity, you can build amazing projects with the LEGO blocks you already have.

Here are a few ideas to get you started:



Amazing Brick Mosaics: Fantastic Projects to Build with Lego Blocks You Already Have by Lane Hart

★★★★☆ 4 out of 5

Language : English
File size : 132750 KB
Text-to-Speech : Enabled
Screen Reader : Supported
Enhanced typesetting : Enabled
Word Wise : Enabled
Print length : 220 pages



1. Build a LEGO house

A LEGO house is a classic project that is perfect for beginners. You can start with a simple one-story house and then add on to it as you get more comfortable with building. You can even add furniture and other details to make your house look more realistic.



2. Build a LEGO car

A LEGO car is another fun project that is perfect for all ages. You can build a simple car or a more complex one, depending on your skill level. You can even add a motor to your car so that it can actually drive.



3. Build a LEGO spaceship

A LEGO spaceship is a great project for kids who love to dream big. You can build a simple spaceship or a more complex one, depending on your skill level. You can even add lights and other details to make your spaceship look more realistic.



4. Build a LEGO castle

A LEGO castle is a great project for kids who love to play pretend. You can build a simple castle or a more complex one, depending on your skill level. You can even add a moat and other details to make your castle look more realistic.



5. Build a LEGO robot

A LEGO robot is a great project for kids who love to learn about science and technology. You can build a simple robot or a more complex one, depending on your skill level. You can even add motors and sensors to your robot so that it can actually move and interact with its environment.




These are just a few ideas to get you started. With a little creativity, you can build anything you can imagine with LEGO blocks. So what are you waiting for? Start building today!

Tips for building LEGO projects

Here are a few tips to help you build amazing LEGO projects:

* **Start with a plan.** Before you start building, take some time to plan out your project. This will help you avoid making mistakes and ensure that your project turns out the way you want it to. * **Use the right pieces.** Not all LEGO pieces are created equal. Some pieces are better suited for certain types of projects than others. Take some time to familiarize yourself with the different types of LEGO pieces and how they can be used. * **Be patient.** Building LEGO projects takes time and patience. Don't get discouraged if your project doesn't turn out perfectly the first time. Just keep practicing and you'll eventually get the hang of it. * **Have fun!** Building LEGO projects should be fun. So don't be afraid to experiment and let your creativity shine through.

With these tips in mind, you're sure to build amazing LEGO projects that will impress your friends and family.




Amazing Brick Mosaics: Fantastic Projects to Build with Lego Blocks You Already Have by Lane Hart

★ ★ ★ ★ ☆ 4 out of 5

Language : English
File size : 132750 KB
Text-to-Speech : Enabled
Screen Reader : Supported
Enhanced typesetting : Enabled
Word Wise : Enabled
Print length : 220 pages





Once Upon a Time: A Journey Through Enchanting Realms and Timeless Tales

Once Upon a Time, ABC's beloved fantasy adventure series, invites you to embark on a captivating journey through...



Tutoring the Player Campus Wallflowers: A Comprehensive Guide to Helping Struggling Students Succeed

College campuses are often filled with students who are eager to learn and succeed. However, there are also a significant number of students who...