


Gardentopia: Design Basics for Creating Beautiful Outdoor Spaces

Transform your backyard into a serene haven with the principles of Gardentopia design. Embrace the beauty of nature and create a captivating outdoor space that reflects your personal style and enhances your well-being. This comprehensive guide will delve into the fundamental elements of Gardentopia design, providing practical tips and inspiration to help you achieve the garden of your dreams.

1. Plan Your Garden with Purpose

Begin by defining the purpose of your outdoor space. Whether it's a secluded retreat, a social gathering area, or a sanctuary for wildlife, determine the primary functions that your garden will serve. This will guide your plant selection, layout, and overall design scheme.



Gardentopia: Design Basics for Creating Beautiful Outdoor Spaces by Jan Johnsen

★★★★☆ 4.6 out of 5

Language : English

File size : 429313 KB

Text-to-Speech : Enabled

Screen Reader : Supported

Enhanced typesetting : Enabled

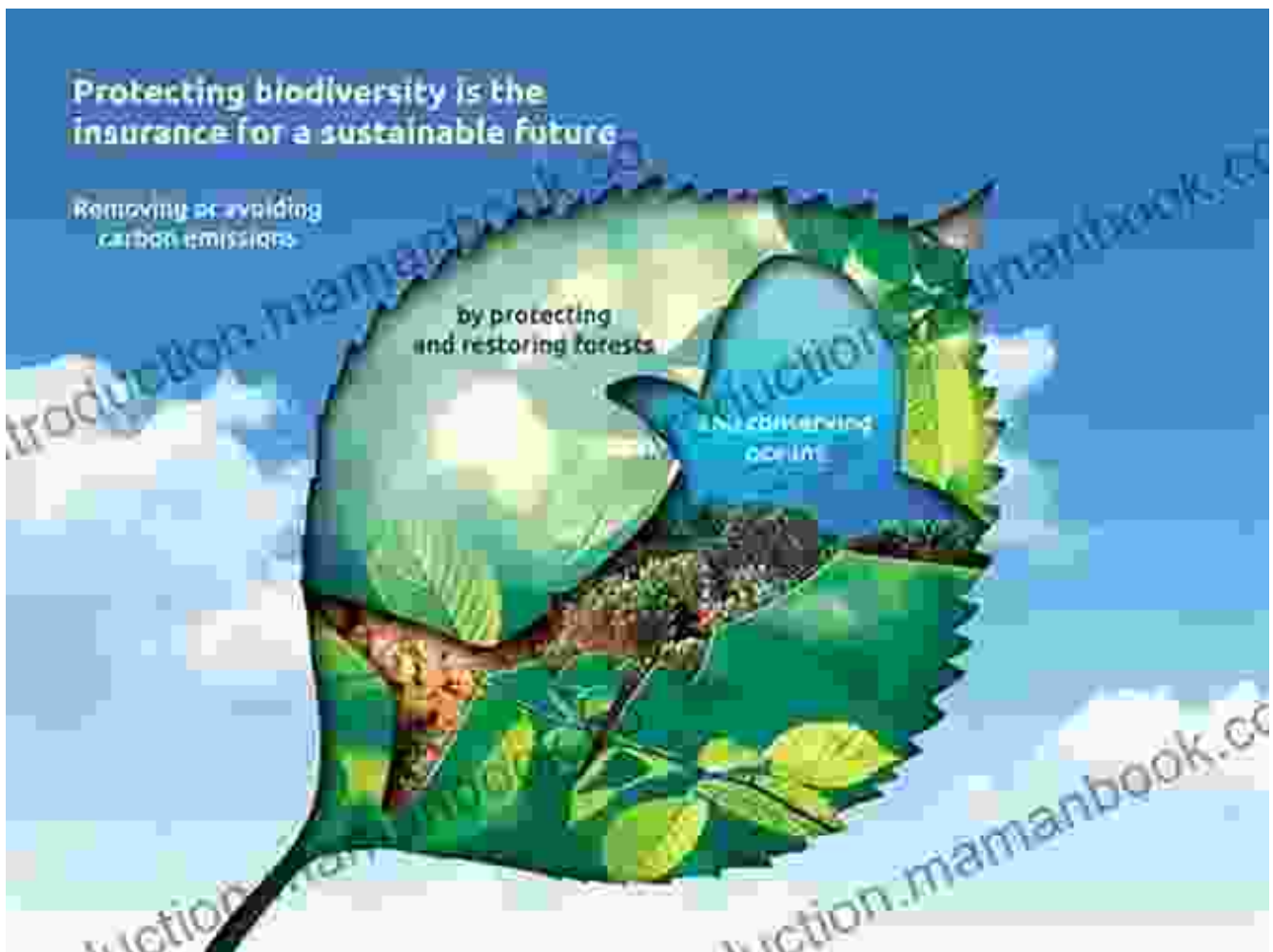
Print length : 286 pages

X-Ray : Enabled



2. Choose Plants Wisely

Plants are the heart of any garden. Select a variety of species that complement each other in terms of size, shape, texture, and color. Consider local climate conditions and the amount of sun or shade in your space. Natives and drought-tolerant plants are often excellent choices for low-maintenance gardening.



3. Design with Structure and Form

Add structure to your garden with the use of hardscaping elements such as paths, patios, and arbors. These elements guide movement, define spaces, and create visual interest. Consider the shape and materials used for these structures to complement the overall aesthetic of your garden.

4. Create Focal Points and Interest

Draw the eye to specific areas of your garden with focal points. This could be a stunning specimen tree, a bubbling water feature, or a colorful seating area. Create interest throughout the garden by adding secondary focal points, such as sculptures, stepping stones, or bird baths.



Image: Focal Point Water Feature

5. Layer Your Plants for Depth

Add depth and dimension to your garden by layering plants at different heights. Start with taller trees and shrubs in the background, followed by mid-height perennials and groundcovers. This layering creates visual interest and allows for varying levels of sunlight exposure.

6. Use Color and Texture Wisely

Color and texture play a vital role in garden design. Use a mix of warm and cool colors to create a balanced and harmonious effect. Consider the varying textures of foliage, flowers, and hardscaping materials to add visual appeal and contrast.

7. Incorporate Sustainability

Create a sustainable garden that supports biodiversity and conserves resources. Choose native plants that attract local wildlife. Consider rainwater harvesting, composting, and using organic gardening practices to minimize your ecological footprint.

8. Create a Sense of Place


Design your garden to reflect your personal style and create a sense of place. Incorporate elements that have meaning to you, such as family heirlooms, artwork, or souvenirs from your travels. Personal touches will make your garden unique and welcoming.

9. Maintain and Enjoy Your Garden

Regular maintenance is key to keeping your garden thriving. This includes watering, fertilizing, weeding, and pruning. Take time to enjoy your outdoor space and observe the changes that occur with the seasons. Make adjustments and improvements as needed to ensure your garden remains a beautiful and inviting retreat.

Creating a beautiful outdoor space requires careful planning, mindful plant selection, and a touch of personal flair. By embracing the principles of Gardentopia design, you can transform your backyard into a nature-


inspired sanctuary that will enhance your life and bring you years of joy. Remember to let your creativity guide you, experiment with different plants and materials, and create a garden that truly reflects your vision.



Gardentopia: Design Basics for Creating Beautiful Outdoor Spaces by Jan Johnsen

★ ★ ★ ★ ☆ 4.6 out of 5

- Language : English
- File size : 429313 KB
- Text-to-Speech : Enabled
- Screen Reader : Supported
- Enhanced typesetting : Enabled
- Print length : 286 pages
- X-Ray : Enabled



Once Upon a Time: A Journey Through Enchanting Realms and Timeless Tales

Once Upon a Time, ABC's beloved fantasy adventure series, invites you to embark on a captivating journey through...



Tutoring the Player Campus Wallflowers: A Comprehensive Guide to Helping Struggling Students Succeed

College campuses are often filled with students who are eager to learn and succeed. However, there are also a significant number of students who...