


Raised Bed Gardening Quick Bites Guidebook: Homesteading for Beginners

Raised bed gardening is a great way to grow your own food, even if you have limited space. Raised beds are simply frames that are filled with soil and compost, and they can be built in any size or shape. They are a great way to improve drainage and soil quality, and they can also help to keep pests away from your plants.

This quick bites guidebook will teach you everything you need to know to get started with raised bed gardening. We will cover everything from building your beds to planting your seeds. So whether you are a complete beginner or you just want to learn more about raised bed gardening, this guidebook is for you.

The first step to raised bed gardening is to build your beds. You can build raised beds out of a variety of materials, including wood, concrete, or metal. The most common material for raised beds is wood, and it is a good choice for beginners because it is relatively easy to work with.



Homesteaders: Raised Bed Gardening – Quick Bites Guidebook (Homesteading Books For Beginners 3)

by Norman J Stone

★★★★☆ 4.2 out of 5

Language : English
File size : 716 KB
Text-to-Speech : Enabled
Screen Reader : Supported
Enhanced typesetting : Enabled
Print length : 13 pages
Lending : Enabled



To build a raised bed, you will need:

- Lumber (either 2x6s or 2x8s)
- Screws
- A drill
- A level
- A tape measure

Instructions:

1. Cut the lumber to the desired length for the sides of your bed.
2. Assemble the sides of the bed by screwing them together.
3. Level the bed and place it in the desired location.
4. Fill the bed with soil and compost.

Once your raised beds are built, it is time to plant your seeds. When planting seeds, it is important to follow the instructions on the seed packet. The seed packet will tell you how deep to plant the seeds, how far apart to space them, and when to water them.

Here are some general tips for planting seeds:

- Plant seeds in well-drained soil.
- Plant seeds at the correct depth.

- Space seeds according to the instructions on the seed packet.
- Water the seeds after planting.

Once your seeds have germinated, it is important to care for your plants properly. This includes watering them, fertilizing them, and protecting them from pests and diseases.

Watering:

Water your plants regularly, especially during hot weather. The amount of water you need to give your plants will depend on the type of plants, the weather conditions, and the size of your raised beds.

Fertilizing:

Fertilize your plants every few weeks with a balanced fertilizer. This will help your plants to grow strong and healthy.

Protecting from Pests and Diseases:

There are a number of things you can do to protect your plants from pests and diseases. These include:


- Using pest-resistant plants
- Planting companion plants
- Using organic pest control methods
- Keeping your garden clean

When your plants are mature, it is time to harvest your crops. The time to harvest will vary depending on the type of plant. Be sure to check the seed packet for instructions on when to harvest.

Here are some general tips for harvesting your crops:

- Harvest vegetables when they are ripe.
- Harvest fruits when they are fully colored.
- Cut flowers when they are in bloom.

Raised bed gardening is a great way to grow your own food, even if you have limited space. This quick bites guidebook has taught you everything you need to know to get started, from building your beds to planting your seeds. So what are you waiting for? Get started today and enjoy the benefits of fresh, homegrown food.




Homesteaders: Raised Bed Gardening – Quick Bites Guidebook (Homesteading Books For Beginners 3)

by Norman J Stone

★★★★☆ 4.2 out of 5

Language : English
File size : 716 KB
Text-to-Speech : Enabled
Screen Reader : Supported
Enhanced typesetting : Enabled
Print length : 13 pages
Lending : Enabled





Once Upon a Time: A Journey Through Enchanting Realms and Timeless Tales

Once Upon a Time, ABC's beloved fantasy adventure series, invites you to embark on a captivating journey through...



Tutoring the Player Campus Wallflowers: A Comprehensive Guide to Helping Struggling Students Succeed

College campuses are often filled with students who are eager to learn and succeed. However, there are also a significant number of students who...