


# Small Group Comprehension Lessons For English Language Learners: A Guide for Educators



Small group comprehension lessons are an effective way to help English language learners (ELLs) develop their reading skills. By providing targeted instruction in a small group setting, teachers can meet the individual needs of ELLs and help them make progress in their reading comprehension.



## Making Sense: Small-Group Comprehension Lessons for English Language Learners by Juli Kendall

★★★★☆ 4.2 out of 5

Language : English

File size : 3617 KB

Text-to-Speech: Enabled

Word Wise : Enabled

Print length : 168 pages

Lending : Enabled



This guide will provide educators with information on how to plan and implement small group comprehension lessons for ELLs. We will discuss the benefits of small group instruction, the different types of comprehension strategies that can be taught in small groups, and how to assess student progress.

## Benefits of Small Group Comprehension Lessons

There are many benefits to using small group comprehension lessons with ELLs. Some of the benefits include:

- **Individualized instruction:** Small group instruction allows teachers to meet the individual needs of ELLs. Teachers can assess each student's reading level and comprehension skills and then provide targeted instruction that is appropriate for their needs.
- **Increased student engagement:** Small group instruction can be more engaging for ELLs than whole-group instruction. In a small group setting, students have more opportunities to participate and interact with the teacher and their peers.
- **Improved comprehension:** Small group comprehension lessons can help ELLs improve their comprehension skills. By providing targeted instruction in a supportive environment, teachers can help ELLs develop the skills they need to understand and comprehend text.

## Types of Comprehension Strategies

There are many different comprehension strategies that can be taught in small groups. Some of the most common strategies include:

- **Making predictions:** Predicting what will happen next in a story can help students improve their comprehension. Teachers can teach students how to make predictions by asking them questions about the text and by having them summarize what they have read so far.
- **Asking questions:** Asking questions about the text can help students clarify their understanding. Teachers can teach students how to ask different types of questions, such as literal questions (who, what, when, where, why), inferential questions (what does this mean?), and evaluative questions (what do you think of this?).
- **Making connections:** Making connections between the text and their own experiences can help students improve their comprehension. Teachers can teach students how to make connections by asking them questions about their own lives and by having them share their thoughts and ideas.
- **Summarizing:** Summarizing a text can help students improve their comprehension and recall. Teachers can teach students how to summarize a text by asking them to identify the main points of the text and by having them write or draw a summary.
- **Visualizing:** Creating a mental image of the text can help students improve their comprehension. Teachers can teach students how to visualize by having them draw pictures, diagrams, or mind maps.

## **Planning Small Group Comprehension Lessons**

When planning small group comprehension lessons, it is important to consider the following factors:

- **Student needs:** The first step is to assess the needs of your students. This can be done through formal assessments, such as reading tests, or informal assessments, such as observing students as they read. Once you know the needs of your students, you can plan instruction that is targeted to their specific needs.
- **Instructional goals:** Once you know the needs of your students, you can set instructional goals for your small group lessons. These goals should be specific, measurable, and achievable. For example, you might set a goal for your students to improve their ability to make predictions by 20%.
- **Materials:** The next step is to gather the materials you will need for your small group lessons. These materials might include texts, graphic organizers, manipulatives, and technology. It is important to choose materials that are appropriate for the needs of your students and that will help them achieve the instructional goals.
- **Lesson procedures:** Once you have gathered your materials, you can plan the procedures for your small group lessons. These procedures should be clear and concise and should allow for student engagement and interaction. It is important to plan for a variety of activities during your small group lessons, such as read-alouds, discussions, and hands-on activities.
- **Assessment:** The final step is to plan for assessment. Assessment should be used to track student progress and to make adjustments to instruction as needed. There are many different ways to assess

student learning, such as formative assessments, such as observations and exit slips, or summative assessments, such as tests and projects.

## **Implementing Small Group Comprehension Lessons**

Once you have planned your small group comprehension lessons, it is important to implement them effectively. Here are some tips for implementing small group comprehension lessons:


- **Create a positive and supportive learning environment:** It is important to create a positive and supportive learning environment for your small group lessons. This means creating a space where students feel safe to take risks and where they are encouraged to participate and share their thoughts and ideas.
- **Set clear expectations:** It is important to set clear expectations for students at the beginning of each small group lesson. This includes explaining the learning goals for the lesson and the procedures that will be followed.
- **Provide explicit instruction:** Explicit instruction is essential for teaching comprehension strategies to ELLs. This means providing clear and direct instruction on how to use a particular strategy. For example, you might demonstrate how to make a prediction by thinking aloud.
- **Provide opportunities for practice:** Students need opportunities to practice using comprehension strategies. This can be done through read-alouds, discussions, and hands-on activities. It is important to provide students with feedback on their use of comprehension strategies.

- **Assess student progress:** It is important to assess student progress regularly to track their progress and to make adjustments to instruction as needed. There are many different ways to assess student learning, such as formative assessments, such as observations and exit slips, or summative assessments, such as tests and projects.

Small group comprehension lessons are an effective way to help ELLs improve their reading skills. By providing targeted instruction in a small group setting, teachers can meet the individual needs of ELLs and help them make progress in their reading comprehension.

This guide has provided educators with information on how to plan and implement small group comprehension lessons for ELLs. We have discussed the benefits of small group instruction, the different types of comprehension strategies that can be taught in small groups, and how to assess student progress.

By following the tips in this guide, educators can help ELLs develop the comprehension skills they need to succeed in school and in life.



## **Making Sense: Small-Group Comprehension Lessons for English Language Learners** by Juli Kendall

★★★★☆ 4.2 out of 5

Language : English

File size : 3617 KB

Text-to-Speech: Enabled

Word Wise : Enabled


Print length : 168 pages

Lending : Enabled

Screen Reader: Supported

FREE

DOWNLOAD E-BOOK



## Once Upon a Time: A Journey Through Enchanting Realms and Timeless Tales

Once Upon a Time, ABC's beloved fantasy adventure series, invites you to embark on a captivating journey through...



## Tutoring the Player: A Comprehensive Guide to Helping Struggling Students Succeed

College campuses are often filled with students who are eager to learn and succeed. However, there are also a significant number of students who...